

1 9 9 3

Oldsmobile



1 2 3  
Oldsmobile

*Table of Contents*

**NINETY EIGHT**

*Ninety Eight Touring Sedan  
Ninety Eight Regency Elite  
Ninety Eight Regency*

15

**EIGHTY EIGHT ROYALE**

*Eighty Eight Royale LSS  
Eighty Eight Royale LS  
Eighty Eight Royale*

25

**CUTLASS SUPREME**

*Cutlass Supreme International Series  
Cutlass Supreme SL  
Cutlass Supreme S  
Cutlass Supreme Convertible*

35

**ACHIEVA**

*Achieva SL  
Achieva SC  
Achieva SCX  
Achieva S*

47

**CUTLASS CIERA**

*Cutlass Ciera SL  
Cutlass Ciera S  
Cutlass Cruiser SL  
Cutlass Cruiser S*

59

**SILHOUETTE**

69

**BRAVADA**

75

**THE  
OLDSMOBILE  
EDGE**

82



**THE  
POWER OF  
INTELLIGENT  
ENGINEERING**

There are many qualities that help define an automobile. There are, however, five particular qualities that set an Oldsmobile apart: great engines; meaningful engineering; step-up comfort and features; vehicles that are solid, well-built and safe; and, perhaps most importantly, a superior ownership experience assured by the Oldsmobile Edge — the most complete commitment to owner satisfaction in the industry.

While many automotive manufacturers can offer you some of these qualities, only Oldsmobile gives you all of them.

It is this balance of luxury and value, performance and economy, comfort and safety, that truly exemplifies the Power of Intelligent Engineering.

And that is what makes a car more than just a car — it makes a car an Oldsmobile.

■

**G R E A T**

**E N G I N E S**

The heart of every automobile is its engine. And at the heart of every Oldsmobile is a power plant intelligently engineered with a specific type of driver in mind.


One of the newest examples is the potent 185-horsepower W41 Quad 4. Proven on the nation's racing circuits in 1992, it now powers the hot new 1993 Achieva SCX. The world-class 3800 V6 brings an uncommon degree of smoothness to our full-size sedans. The advanced Twin Dual Cam V6, available on all Cutlass Supremes, is one of the largest 24-valve V6 engines in the world.

Oldsmobile offers 12 different engines in all. Within that range of engines, there is one to meet the specific needs of virtually every driver.

The result is more than the power to move you. It's the power — and the intelligence — to move you smoothly, quietly and with confidence.

■






**A LEADER  
IN  
MEANINGFUL  
ENGINEERING**

At Oldsmobile, we know the kind of engineering that ultimately matters the most is the kind that results in a better driving experience for you. Like Bravada's SmartTrak system, which combines full-time all-wheel drive and four-wheel anti-lock brakes to maintain sure-footed control in virtually any road conditions.

Advanced powertrain controls give our electronic-shift transmission a shifting action that is all but imperceptible, making it one of the smoothest automatics in the world. It is available on 12 Oldsmobile models for 1993.

Its engineering that produces anti-lock braking systems affordable enough to be standard equipment on the smallest Oldsmobile, as well as the largest.

It's the kind of engineering most drivers won't even notice ... until it's needed. When it comes to intelligent engineering, however, what's most important isn't what you see. It's what you get when you press the accelerator, turn the steering wheel or apply the brakes.



## STEP - UP

## COMFORT AND

## FEATURES

An Oldsmobile is much more than transportation—it's an environment. One that surrounds, comforts and cradles you with all the features you need...and some that are just wonderful to have.

As a driver, for example, you'll appreciate the steering wheel touch controls that let you adjust the climate and/or sound system on many 1993 Oldsmobiles—without taking your hands off the wheel.

As a passenger, you'll like the air ducts that direct warm or cool air to the rear seat on many models...and the 15 acoustical refinements that make Silhouette one of the quietest minivans in the industry.

Every 1993 Oldsmobile offers not only the option of power locks, but also remote controls that let you lock or unlock doors and trunk, and turn on interior lights, from up to 15 feet away.

All of these conveniences add up to make an Oldsmobile a place where you'll enjoy being. No matter where you're going.

**SOLID  
WELL-BUILT  
AND SAFE**

Your well-being is an important consideration in the design of every Oldsmobile.

That results in vehicles that not only help protect you in the event of an accident, but also help you steer clear of trouble in the first place. Anti-lock brakes are standard on 13 models. Every Oldsmobile has front-wheel drive, except Bravada—and it has all-wheel drive SmartTrak.

Occupant protection features for all Oldsmobile passenger cars include side-guard door beams, front and rear crush zones, energy-absorbing hoods, and three-point lap and shoulder belts. Driver-side air bags are standard on eight Oldsmobile models for 1993.

And, for your peace of mind, we also offer automatic door locks, rear door child-security locks and a PASS-Key theft-deterrent system on many models.

Of all the elements in the Power of Intelligent Engineering, none stands apart more than our commitment to safety.



**SUPERIOR  
OWNERSHIP  
EXPERIENCE**

With some car companies, once the sale is made, you're forgotten. That doesn't happen at Oldsmobile. We work very hard to keep our customers happy. If you want to know how we're doing, just ask one. Owner surveys show that 90 percent of all new Oldsmobile owners would recommend their selling dealer to a friend.

In each of our 3,000-plus locations, you'll find highly trained technicians. As participants in our demanding service training program, many have achieved Oldsmobile Master Technician status. To help keep your Oldsmobile in peak condition, we'll keep in touch with regular service reminders.

We take particular pride in the way we care for you after the sale with the Oldsmobile Edge—the most complete commitment to owner satisfaction in the industry. For the full story, see page 82.

Few things in this world are as satisfying as taking a new car home. At Oldsmobile, we're dedicated to preserving that feeling for a long, long time.



NINETY EIGHT

•  
*Ninety Eight Touring Sedan*

*Ninety Eight Regency Elite*

*Ninety Eight Regency*  
•




*Ninety Eight Touring Sedan*





*Driver-oriented analog instrumentation includes tachometer, and oil pressure, coolant temperature and voltmeter gauges.*

## NINETY EIGHT TOURING SEDAN



*The available Supercharged 3800 V6 engine provides 205 horsepower—the kind of power you'd expect of a V8 engine.*



*Available traction control helps maintain traction when accelerating on slippery road surfaces by detecting wheel spin during zero—30 mph acceleration and automatically correcting tire slippage.*

- 3800 V6 ENGINE WITH TUNED PORT INJECTION

- ELECTRONIC AUTOMATIC TRANSMISSION

- DRIVER-SIDE AIR BAG

- AUTOMATIC DUAL-ZONE AIR CONDITIONING

- ADVANCED TRACTION ENGINEERING: ANTILOCK BRAKES, FRONT-WHEEL DRIVE, AND AVAILABLE TRACTION CONTROL

- 4-WHEEL INDEPENDENT TOURING SUSPENSION

- 16" ALUMINUM WHEELS

- POWER ADJUSTABLE BUCKET SEATS TRIMMED IN LEATHER

- CENTER CONSOLE WITH FLOOR SHIFTER


- ELECTROCHROMIC REARVIEW MIRROR

For too long, the choice between a driver's car and a luxury car has been just that—a choice. The Ninety Eight Touring Sedan eliminates any compromises you have to make between those alternatives, making it a car that can answer all your driving needs. It combines the luxury of six-way

power bucket seats with lumbar support, and the performance of an advanced 3800 V6 engine with tuned port injection. Similarly, it provides the luxury of an imperceptibly smooth-shifting electronic automatic transmission with the road control of Advanced Traction Engineering—comprised of anti-

lock brakes, front-wheel drive and available traction control. Other driver-oriented features include a leather-wrapped steering wheel with touch controls, and center console with floor shifter. Its luxury and its performance—a combination that will relax your body and awaken your spirit.

*Right: Everyone's "perfect" temperature is different. That's why the Ninety Eight's available dual zone climate control system allows you to set different temperature levels for driver and front passenger.*



*Center: The available Computer Command Ride system lets the driver select a "normal" or "firm" ride.*

*Left: The Ninety Eight's aerodynamic side mirrors were precisely designed to help eliminate wind noise.*



*Full electronic instrumentation is available and a driver-side air bag is standard. Remember, always wear safety belts, even with an air bag.*

## NINETY EIGHT REGENCY ELITE



Many luxury cars claim to be exceptionally quiet, comfortable and smooth. The Ninety Eight Regency Elite truly delivers on this promise. The promise of quietness is assured by a process we call sound mapping, which enabled us to put sound-dampening materials in their most effective places. The result for you is one of the quietest cars on the road today. Enhancing comfort is an available automatic climate control system that lets you set different temperatures for the driver and front seat passenger. After all, it's rare that two different people have temperature preferences that are exactly alike. Meanwhile,

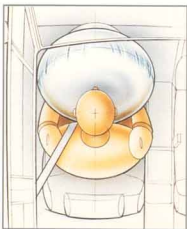
a rear seat heating/air conditioning outlet is provided for the comfort of all rear seat passengers. Contributing to smoothness are four-wheel independent suspension, automatic load-leveling and available Computer Command Ride, which lets you select your own ride level preference or gives you the option of letting it automatically adjust for you. Either way, it reacts to changes in the road in a fraction of a second, making your ride smoother and more enjoyable. Quiet, comfortable, smooth—the Ninety Eight Regency Elite exemplifies all the qualities you expect from a luxury sedan.



*Ninety Eight Regency Elite shown with seating areas trimmed in available leather.*

- 3800 V6 ENGINE
- ELECTRONIC AUTOMATIC TRANSMISSION
- FRONT-WHEEL DRIVE
- ANTI-LOCK BRAKES
- 4-WHEEL INDEPENDENT SUSPENSION
- DRIVER-SIDE AIR BAG
- AUTOMATIC COMFORT CONTROL AIR CONDITIONING
- STEERING WHEEL TOUCH CONTROLS
- POWER WINDOWS WITH LOCKOUT SWITCH AND DRIVER-SIDE AUTO-DOWN

*A driver-side air bag is standard on every Ninety Eight. Remember, always wear safety belts, even with an air bag.*



One of the most comforting aspects of the Ninety Eight Regency is its ability to protect you. Because in addition to comforting your body, a true luxury sedan must comfort your mind. The standard 3800 V6 engine provides responsive,

on-demand power to help you pull away from potentially troublesome situations. Anti-lock brakes and rear door child-security locks are engineered to help prevent an accident in the first place. If you are involved in a collision, reinforced steel, controlled crumple zones

and a driver-side air bag are all designed to provide added protection. But perhaps most comforting of all, the Ninety Eight Regency gives you all this peace of mind at a cost that's thousands less than many other luxury cars.

## NINETY EIGHT REGENCY



*A dark night. A cold drizzle. Two bags of groceries. A perfect situation for the available remote accessory control package — allowing you to unlock the doors and trunk and turn on an interior light from up to 15 feet away.*



- 3800 V6 ENGINE
- ELECTRONIC AUTOMATIC TRANSMISSION
- FRONT-WHEEL DRIVE
- ANTI-LOCK BRAKES
- DRIVER-SIDE AIR BAG
- REAR DOOR CHILD-SECURITY LOCKS
- POWER WINDOWS WITH LOCKOUT SWITCH AND DRIVER-SIDE AUTO-DOWN
- AUTOMATIC COMFORT CONTROL AIR CONDITIONING
- AUTOMATIC LOAD-LEVELING
- SIDE AND REAR WINDOW DEFOGGERS

# NINETY EIGHT SPECIFICATIONS



Shown here is the Ninety Eight Regency Elite.



## NINETY EIGHT DIMENSIONS

Wheelbase (in.)	110.7	Height (in.)	54.8
Track, front/rear (in.)	61.5/60.3	Weight, curb (lbs.)	3512
Tire size (Regency, Regency Elite/Touring Sedan)*	P205/70R15, P225/60R16	Headroom, front/rear (in.)	38.7/37.5
Wheel size (Regency, Regency Elite/Touring Sedan)	15 x 6/16 x 7	Legroom, front/rear (in.)	42.0/41.6
Brake type, front/rear	Anti-lock Disc/Drum	Shoulder room, front/rear (in.)	58.0/58.7
Fuel tank (gals.)	18.0	Seating capacity (Regency, Regency Elite/Touring Sedan)	6/5
Length (in.)	205.5	Trunk capacity (cu. ft.)	20.2
Width (in.)	74.6		

\*Tire chains may cause vehicle damage when used with P205/70R15 tires.

## INTERIOR/EXTERIOR COLOR COMBINATIONS



1. N.A. on Touring Sedan. 2. Extra-color—available only with lower body accent color—Platinum Metallic 13. Ninety Eight Regency and Regency Elite are available with monstone paint, or with a lower body accent color—Platinum Metallic 13 or Gunmetal Gray Metallic 87.

## NINETY EIGHT POWERTRAIN SPECIFICATIONS

ENGINE	SUPERCHARGED 3800 V6	3800 V6
Displacement	3800 (231 cu. in.)	3800 (231 cu. in.)
Engine type	V6	V6
Horsepower	205 @ 4400	170 @ 4800
Torque	260 @ 2600	225 @ 3200
Compression ratio	8.5:1	9.0:1
Fuel management	Sequential port injection	Sequential port injection
Availability	Optional on Touring Sedan	Standard on all Ninety Eight models

## TRANSAXLE/SUSPENSION/HANDLING

Transaxle	4-speed automatic electric Front/rear	4-speed automatic electric
Front/rear	4-wheel independent, with MacPherson strut/coil spring	4-wheel independent, with MacPherson strut/coil spring
Front turning diameter, curb to curb (ft.)	39.4/40.0R	39.4/40.0R



16" aluminum-styled wheel. Standard on Touring Sedan.



16" aluminum-styled wheel. Included with touring suspension on Regency and Regency Elite.



15" aluminum-styled wheel. Standard on Regency Elite, optional on Regency.



15" simulated wire wheel disc. Standard on Regency, optional on Regency Elite.

## NINETY EIGHT OPTION PACKAGES

FOR DRIVING CONVENIENCE, SELECT ONE OF THE PACKAGES SHOWN BELOW.

	REGENCY	REGENCY ELITE
	15R	15C
Reminder package for low fuel, low oil pressure, low oil level, high engine temperature, low washer fluid level and brake warning	■	■
Electrochromic day-night mirror (inside)	■	■
Lighted visor mirrors	■	■
Power passenger's seat	■	■
Steering wheel touch controls for climate and radio	■	■
Remote accessory control package (includes radio/cassette)	■	■
Cornering lamps	■	■
Trunk cargo net	■	■
Dual zone heat, ventilation, A/C system	■	■
Power trunk-lid pull-down	■	■
Twilight Sentinel automatic headlight control	■	■
Electric defog outside driver-side mirror with Electrochromic glare control	■	■



The Regency Elite and Touring Sedan come with an overhead console with independently controlled map lights.

## STANDARD FEATURES

### NINETY EIGHT REGENCY INCLUDES

- Anti-lock braking system
- Driver-side air bag
- Shift brake interlock
- Power door locks
- Rear door child-security locks
- Power windows with driver-controlled lockout switch
- PASS-Key theft-deterrent system
- Automatic air conditioning
- Cruise control
- TILT-WHEEL steering
- 55/45 front seat (driver-side power)
- Power outside mirrors
- Pulse wipers
- 22 Acrylic tinted windows
- Side window defoggers
- Rear window defogger
- Remote fuel filler door release
- Power trunk release
- Carpeted floor mats
- Power antenna
- Two-sided galvanized steel body panels (except roof)
- Base-coat/clear-coat paint
- Simulated wire wheel discs
- 4-wheel independent suspension
- Automatic load-leveling
- AM/FM stereo radio

### NINETY EIGHT REGENCY ELITE ALSO INCLUDES

- Power passenger's seat
- Steering wheel touch controls
- Electrochromic interior mirror
- Lighted visor mirrors
- Reminder package
- Remote accessory control package
- Overhead storage console
- Cornering lamps
- 15" aluminum wheels
- Dimensional Sound 6-speaker system
- Auto-reverse cassette

### NINETY EIGHT TOURING SEDAN ALSO INCLUDES

- Front seats with power recliner, dual center headrest support and head restraints
- Leather seating areas (cloth available)
- Foglamps
- Automatic headlight control
- Dual zone heat, ventilation, A/C system
- Electric defog Electrochromic outside driver-side mirror
- Analog gauge cluster
- Variable-assist power steering
- Storage console with floor slitter
- Burled walnut trim
- 15" aluminum wheels
- Touring tires
- Touring suspension
- Graphic equalizer

## OPTIONAL FEATURES

- Traction control
- Heated seats
- Leather seating areas
- Electronic instrument cluster
- Computer Command Ride
- Astronof
- Glamour metallic paint
- Monotone paint
- Accent stripe
- 15" aluminum wheels
- Wire wheel discs
- Blackwell tires
- Touring suspension
- Towing package—3,000 lbs.\*
- Engine block heater
- \*Includes passenger, brake, cable and warning.

## OPTIONAL FEATURES, CONTINUED

- AM/FM stereo, cassette with music search
  - AM stereo/FM stereo, cassette and graphic equalizer
  - AM/FM stereo, compact disc and cassette
  - AM stereo/FM stereo, compact disc, cassette and graphic equalizer
- NOTE: Availability varies by model. See your dealer for details.  
 \*Receives C-Quam<sup>®</sup> AM stereo broadcasts. Most AM stereo stations across the country broadcast in C-Quam<sup>®</sup> but some do not. Check with your local stations for compatibility.



An anti-lock braking system is standard on every Ninety Eight.



Steering wheel touch controls are standard on both the Regency Elite and Touring Sedan.



The Electrochromic rearview mirror automatically adjusts to reduce glare from headlamps (standard on Elite and Touring Sedan).



The Ninety Eight's spacious trunk has an overall capacity of 20.2 cubic feet.



All models can be ordered with a CD player, providing the ultimate in sound quality.

E I G H T Y   E I G H T   R O Y A L E

▪  
*Eighty Eight Royale LSS*

*Eighty Eight Royale LS*

*Eighty Eight Royale*  
▪



Who said a full-size sedan can't have a soul for the road? Certainly not anyone who's spent any amount of time behind the wheel of an Eighty Eight Royale LSS. The soul of this car lives on the open road and comes to life in the form of a 3800 V6 engine, anti-lock brakes, front bucket seats, a center console with floor shifter, and a sleek, understated design. All these features contribute to a car that not only responds effortlessly, but with precise road manners, as well. Of course, the Eighty Eight Royale LSS is a full-size sedan, so we've designed it to give you plenty of well-appointed interior room, 17.5 cubic feet of trunk space and an electronic automatic transmission that shifts in a whisper. However, after taking this car down a winding country road, a whisper is hardly the way you'll want to express yourself.

*Eighty Eight Royale LSS shown with seating areas trimmed in available leather.*

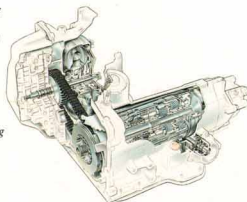
## EIGHTY EIGHT ROYALE LSS



*The Eighty Eight Royale LSS's four-wheel independent touring suspension and variable-assist steering contribute to its impressive road feel.*

*Left: Driver-oriented analog instrumentation includes tachometer and oil pressure, coolant temperature and voltmeter gauges. A driver-side air bag is standard. Remember, always wear safety belts, even with an air bag.*

*Right: Capable of monitoring road conditions 360 times per second, the electronic automatic transmission shifts imperceptibly.*



- 3800 V6 ENGINE WITH TUNED PORT INJECTION
- ELECTRONIC AUTOMATIC TRANSMISSION
- FRONT-WHEEL DRIVE
- ANTI-LOCK BRAKES
- 4-WHEEL INDEPENDENT TOURING SUSPENSION
- 16" ALUMINUM WHEELS
- FRONT BUCKET SEATS WITH CENTER CONSOLE AND FLOOR SHIFTER
- DRIVER-SIDE AIR BAG
- FULL ANALOG INSTRUMENTATION
- POWER WINDOWS AND DOOR LOCKS
- POWER DRIVER-SIDE SEAT

- 3800 V6 ENGINE
- ELECTRONIC AUTOMATIC TRANSMISSION
- FRONT-WHEEL DRIVE
- ANTI-LOCK BRAKES
- AVAILABLE TRACTION CONTROL
- 4-WHEEL INDEPENDENT SUSPENSION
- DRIVER-SIDE AIR BAG
- FULL ANALOG INSTRUMENTATION
- AIR CONDITIONING
- POWER WINDOWS AND DOOR LOCKS
- LOW LIFTOVER TRUNK WITH 17.5 CUBIC FEET OF CAPACITY

## EIGHTY EIGHT ROYALE LS



The Eighty Eight Royale LS may just be the ideal full-size sedan. That's something that comes as no surprise to us, because it was with that benchmark in mind that we developed this car in the first place. It's engineered for responsive performance, stability and control with features that include a 3800 V6 engine, front-wheel drive and four-wheel independent suspension. The engine, already considered world-class, was further improved this year with 22 separate refinements. Matched to an electronic automatic transmission, it pro-

vides an impressively smooth, refined level of performance—even in stop-and-go traffic. Individually contoured seats and rear seat heating and cooling create a spacious and comfortable environment for up to six passengers. Of course, a number of standard safety features are also provided, including a four-wheel anti-lock braking system and a driver-side air bag. In short, the Eighty Eight Royale LS is responsive, spacious, comfortable and safe—everything a full-size sedan should be. If you expect everything from a full-size sedan, then this car will meet your expectations.



*Twenty-two refinements were made to the 3800 V6 engine for 1993. The results are better performance and emissions control.*



*The rear seat heating/cooling outlet enhances the comfort of all passengers.*



*Eighty Eight Royale LS shown with seating areas trimmed in available leather.*

## E I G H T Y   E I G H T   R O Y A L E

Our approach to safety in designing the Eighty Eight Royale was no accident. In addition to one of the most comprehensively tested air bags in the industry, we

included several features to help you avoid an accident in the first place. Anti-lock

brakes and front-wheel drive help to provide stability in rain, snow and ice. Rear door child-security locks and a power window lockout switch are reassuring features when carrying young children, allowing drivers to concentrate on the road. If an accident does

occur, reinforced steel, controlled crumple zones and a safety cage are designed to help keep the passenger area intact. These may not be the most noticeable or exciting features in the full-size Eighty Eight Royale, but they may be the most important.



*A special resistor pellet within the ignition key helps prevent the Eighty Eight from being started by other means. This "PASS-Key" system is standard on every Eighty Eight.*



*Every Eighty Eight Royale comes with a standard driver-side air bag. Remember, always wear safety belts, even with an air bag.*



*Rear door child-security locks prevent the rear doors from being opened from inside, providing a measure of reassurance when young children are on board.*



*A power window lockout switch allows the driver to prevent rear windows from being opened by rear seat passengers.*

- 3800 V6 ENGINE
- ELECTRONIC AUTOMATIC TRANSMISSION
- FRONT-WHEEL DRIVE
- ANTI-LOCK BRAKES
- DRIVER-SIDE AIR BAG
- 4-WHEEL INDEPENDENT SUSPENSION
- REAR DOOR CHILD-SECURITY LOCKS
- POWER WINDOWS WITH LOCKOUT SWITCH
- PASS-KEY THEFT-DETERRENT SYSTEM
- 15" WHEELS



# EIGHTY EIGHT ROYALE SPECIFICATIONS



Shown here is the Eighty Eight Royale LS.

## EIGHTY EIGHT DIMENSIONS

Wheelbase (in.)	110.8	Height (in.)	55.7
Track, front/rear (in.)	60.4/60.4	Weight, curb (lbs.)	3404
Tire size	P205/70R15	Headroom, front/rear (in.)	39.1/38.3
Wheel size	15 x 6	Legroom, front/rear (in.)	42.0/39.3
Brake type, front/rear	Disc/Drum	Shoulder room, front/rear (in.)	59.0/58.3
Fuel tank (gals.)	18.0	Seating capacity	6
Length (in.)	200.4	Trunk capacity (cu. ft.)	17.5
Width (in.)	74.1		

## INTERIOR/EXTERIOR COLOR COMBINATIONS



Interior colors: ■ Medium Gray ■ Dark Sapphire Blue ■ Ruby Red ■ Medium Beige

Eighty Eight Royale and Royale LS are available with monotone paint. Eighty Eight Royale LS is also available with a lower body accent color—Silver Metallic 12 or Gunmetal Gray Metallic 87.

\*Light Gray Metallic monotone paint not available on Royale LS.

## EIGHTY EIGHT POWERTRAIN SPECIFICATIONS

ENGINE	3800 V6
Displacement	3800 (231 cu. in.)
Engine type	V6
Horsepower	170 @ 4000
Torque	225 @ 3200
Compression ratio	9.0:1
Fuel management	Sequential port injection

## TRANSAXLE/SUSPENSION/HANDLING

Transaxle	4-speed automatic electronic
Front/rear	4-wheel independent, with MacPherson strut/coil spring
Front turning diameter, curb to curb (ft.)	40.7/39.4R



16" aluminum-styled wheel. Included with optional touring suspension.



15" aluminum-styled wheel. Optional on Royale and Royale LS.



15" simulated wire wheel disc. Optional on Royale and Royale LS.



15" deluxe wheel disc. Standard on Royale and Royale LS.



The four-wheel independent suspension system helps provide a smooth ride.

## EIGHTY EIGHT OPTION PACKAGES

FOR ORDERING CONVENIENCE, SELECT ONE OF THE PACKAGES SHOWN BELOW.

	ROYALE	ROYALE LS/LSS
	15B 15C	15B* 15C

Rear window defogger	.....	.....
Front seat storage armrest	.....	.....
Cruise control	.....	.....
Power outside mirrors	.....	.....
Carpeted floor mats	.....	.....
Power door locks	.....	.....
Power trunk release	.....	.....
Trunk cargo net	.....	.....
Power driver's seat	.....	.....
Remote control locks	.....	.....
Reminder package	.....	.....
Reading lamps	.....	.....
Power antenna	.....	.....
Automatic air conditioning	.....	.....
Cornering lamps	.....	.....
Steering wheel touch controls for climate and radio	.....	.....
Rear seat storage armrest with cup holders	.....	.....
Lighted visor mirrors and overhead console	.....	.....
Electronic driver's night mirror (inside)	.....	.....
Power passenger's seat	.....	.....
*Required with LSS.		



Traction control is available on Eighty Eight Royale LS and LSS models.



Individual cup holders are standard on the Eighty Eight Royale LS.

## STANDARD FEATURES

- LSS package
- Anti-lock braking system
- Power front disc/rear drum brakes
- Driver-side air bag
- Front lap/shoulder safety belts, outboard positions
- Rear lap/shoulder safety belts, outboard positions
- Shift/brake interlock
- Power windows with driver-controlled lockout switch
- PASS-Key theft-deterrent system
- Air conditioning
- Flip-thru ventilation
- Power rack-and-pinion steering
- Tilt-tilt-tilt steering
- 55/45 divided bench front seat with center armrest
- Front seat back restliners
- Dual outside mirrors (driver-side remote)
- Analog instrument panel cluster
- Composite halogen headlamps
- Fenders with auxiliary moldings
- Soft-Ray tinted windows/E2 Koal® tinted back glass
- Pulse wipers
- Side window defoggers
- Carpeted floor and lower door panels
- Two-sided galvanized steel body panels (except roof)
- Base-coat-clear-coat paint
- All-season radial BSW tires
- 4-wheel independent suspension
- AM/FM stereo with outboard range speakers and digital clock

- Eighty Eight Royale LS ALSO INCLUDES
- Power door locks
- Power seat air duct
- Cruise control
- Storage armrest with cup holders
- Power outside mirrors
- Front and rear reading lamps
- Carpeted floor mats
- AM/FM stereo with auto-reverse cassette, 6-speaker Dimensional Sound system, digital clock and power antenna

## EIGHTY EIGHT ROYALE LSS

- SPECIAL FEATURES
- Leather-trimmed steering wheel
- Front bucket seats (driver-side power)
- Storage console with floor shifter and dual 12-volt outlets
- Analog gauge cluster with driver information system
- 15" aluminum wheels
- Touring tires
- Touring suspension system
- Automatic load-leveling

## OPTIONAL FEATURES

- Traction control
- Power driver's seat
- Leather seating areas
- Electronic instrument cluster with driver information system
- Rear window defogger
- Moonroof panel
- Accent stripe
- 15" aluminum wheels
- Wire wheel discs
- BSW tires
- MSW tires
- WSW tires
- Touring suspension
- Touring package—3,000 lbs.\*
- Engine block heater

NOTE: Availability varies by model. See your dealer for details. \*Includes passengers, trailer, cargo and equipment.

## OPTIONAL FEATURES, CONTINUED

- AM/FM stereo with cassette
- AM stereo/FM stereo with cassette, graphic equalizer and 6-speaker Dimensional Sound®
- AM/FM stereo with compact disc, cassette and 6-speaker Dimensional Sound
- AM stereo/FM stereo with compact disc, cassette, graphic equalizer and 6-speaker Dimensional Sound®
- Music C-Quan™ AM stereo broadcasts. Most AM stereo stations across the country broadcast in C-Quan™ but some do not. Check with your local stations for compatibility.



Standard anti-lock brakes help provide controlled braking even on slippery roads.

The remote accessory control package can unlock the trunk and doors, and turn on interior lights from 15 feet.



Beneath its sleek exterior lies a spacious trunk providing 17.5 cubic feet of storage space.



The sound system on the LS and LSS comes with seek-scan and an auto-reverse cassette.



AM stereo FM stereo with cassette and graphic equalizer is available on the LS and LSS.



The LS and LSS can be ordered with a CD player, for the ultimate in sound quality.

CUTLASS SUPREME

▪  
*Cutlass Supreme International Series*

*Cutlass Supreme SL*

*Cutlass Supreme S*


*Cutlass Supreme Convertible*  
▪



*Cutlass Supreme International Series Coupe*



## CUTLASS SUPREME INTERNATIONAL SERIES



*The powerful Twin Dual Cam V6 engine features electronic Multi-Point injectors, controlled by computer, to constantly maintain the proper engine timing and air-fuel mixture.*

Your first look at the Cutlass Supreme International Series tells you it's a masterpiece of design. Your first drive will tell you it's a masterpiece of engineering. Its well-conceived design and well-engineered components make it a car crafted for those who appreciate smooth, flowing lines, a tightly wrapped feel and an aggressive sense of the road. As soon as you turn the key, you'll sense that it's been given a heart,

Dual Cam V6 heart. Your driving performance will be enhanced with anti-lock brakes, four-wheel independent suspension, steering wheel touch controls and Head-Up Display, a fighter-plane based technology which digitally projects your current speed onto the windshield. The 1993 Cutlass Supreme International Series is a car that will make an inspired driving experience the norm, rather than the exception.



*Steering wheel touch controls and Head-Up Display (shown above) help drivers keep their hands on the wheel and eyes on the road.*

*Cutlass Supreme International Series coupe shown with seating areas trimmed in available leather.*



- 3.4-LITER TWIN DUAL CAM V6 ENGINE
- 4-SPEED ELECTRONIC AUTOMATIC TRANSMISSION
- FRONT-WHEEL DRIVE
- 4-WHEEL ANTI-LOCK DISC BRAKES
- 4-WHEEL INDEPENDENT SUSPENSION WITH TOURING CAR RIDE AND HANDLING SYSTEM
- 16" ALUMINUM WHEELS
- AUTOMATIC ELECTRONIC COMFORT CONTROL AIR CONDITIONING
- FULL ANALOG INSTRUMENTATION

▪ 3.1-LITER V6 ENGINE

▪ 4-SPEED AUTOMATIC TRANSMISSION

▪ FRONT-WHEEL DRIVE

▪ 4-WHEEL POWER DISC BRAKES

▪ 4-WHEEL INDEPENDENT SUSPENSION

▪ 16" ALUMINUM WHEELS

▪ POWER STEERING

▪ AIR CONDITIONING

▪ FOGLAMPS

## CUTLASS SUPREME SL



*All Cutlass Supreme coupe models include built-in level indicators to help assure that loadlamps are properly aligned.*



We disregarded conventional wisdom when we created the Cutlass Supreme SL. One look at its sweeping, elegant design will tell you it's anything but conventional. However, in addition to its contemporary style, this is a car with a sense of purpose. Its smooth, flowing lines incorporate body-side cladding that resists parking lot dings. Its aerodynamic shape allows it to move efficiently and quietly across town or across

country. Beneath its exterior is a powerfully efficient engine, the 3.1-liter V6 (140 horsepower and an EPA estimated 19 mpg city, 30 mpg hwy). To help keep things firmly and securely planted, 16" wheels, four-wheel power disc brakes and four-wheel independent suspension are all standard. Stylish and practical—that's the Cutlass Supreme SL.



- 3.1-LITER V6 ENGINE
- AUTOMATIC TRANSMISSION
- FRONT-WHEEL DRIVE
- 4-WHEEL POWER DISC BRAKES
- 4-WHEEL INDEPENDENT SUSPENSION
- 15" WHEELS
- AIR CONDITIONING
- TWO-SIDED GALVANIZED STEEL BODY PANELS
- STAINLESS STEEL EXHAUST



## CUTLASS SUPREME S



If the price of a car was based on its overall design and look, then the Cutlass Supreme S would cost a lot more than it does. Its affordable sense of style is matched by an equally agreeable sense of function. It starts with a comfortable interior with seating options for five or six. You'll also find 15.5 cubic feet of trunk capacity hidden beneath a sleek, aerodynamic exterior. All body panels (except roof) are comprised of two-sided galvanized steel to resist rust and

*Available full analog instrumentation.*

make rust-proofing obsolete. Overall ride and control of the road are enhanced by a four-wheel independent suspension and four-wheel power disc brakes. Even the windshield wipers have been cleverly designed with a washer system that flows directly from the wiper arm to avoid freeze-up in cold weather. But more impressive than its list of standard features is how affordable you'll find the Cutlass Supreme S.

*All body panels (except roof) on all Cutlass Supremes feature two-sided galvanized steel, and are warranted against rust-through from corrosion for six years/100,000 miles.*

## CUTLASS SUPREME CONVERTIBLE



*Cutlass Supreme convertible features a glass rear window for better clarity and long-term durability.*



*Right: Cutlass Supreme convertible shown with seating areas trimmed in available leather.*



*A four-window auto-down feature is standard, enabling the driver to easily lower all side windows at the touch of a button.*

Deciding on a convertible usually means giving up room and comfort—except with the Cutlass Supreme convertible. Because while everyone else let the sun go to their head, we designed this convertible with plenty of extras—like a glass back window, one-touch auto-down side windows and a full headliner. Extra space is provided by a full-width rear



seat and a trunk with 12.1 cubic feet of capacity. In addition, you get the same responsive engine choices, four-wheel independent

suspension and power disc brake system found in all Cutlass Supremes. It's a rational way to have an irrational amount of fun.

■  
POWER FOLDING TOP

■  
5-PASSENGER SEATING (AVAILABLE 4-PASSENGER REAR BUCKET SEATS SHOWN)

■  
FRONT-WHEEL DRIVE

■  
12.1-CUBIC-FOOT TRUNK

■  
TOURING CAR RIDE AND HANDLING SUSPENSION

■  
3.1-LITER V6 ENGINE (AVAILABLE 3.4-LITER TWIN DUAL CAM V6)

■  
4-WHEEL INDEPENDENT SUSPENSION

■  
16" WHEELS

■  
4-WHEEL POWER DISC BRAKES

■  
POWER WINDOWS

■  
STAINLESS STEEL EXHAUST



# CUTLASS SUPREME SPECIFICATIONS



Shown here is the Cutlass Supreme SL coupe.



## STANDARD FEATURES

- CUTLASS SUPREME S INCLUDES**
- 4-wheel power disc brakes
  - Automatic front lap/shoulder and manual rear lap/shoulder safety belts, outboard positions
  - Automatic power door locks
  - Air conditioning
  - Power rack-and-pinion steering
  - Front reclining bucket seats
  - Floor console with shifter and storage
  - Side window defoggers
  - Two-sided galvanized steel body panels (except roof)
  - Stainless steel exhaust system
  - 15" wheels with lock-on discs
  - All-season radial BSW touring tires
  - 4-wheel independent suspension
  - AM/FM stereo with digital clock
- CUTLASS SUPREME SL ALSO INCLUDES**
- Special front and rear fascias
  - Argo rocker moldings
  - Fedex logo
  - Rallye instrument cluster (sedan)
  - Dual exhaust (coupe)
  - 15" aluminum wheels



Remote accessory control package is standard on the International Series, available on all other Supreme models.



Touch controls put climate and sound system functions at your fingertips. Standard on International Series, available on other models.



This retractable hood lamp is standard on Convertible and International Series models, and can be magnetically attached to the body panels—a small, but thoughtful feature.

## CUTLASS SUPREME CONVERTIBLE ALSO INCLUDES

- Power folding top
- Power windows
- Power trunk release
- Door map-storage pockets
- Trunk cargo net
- Towing suspension components
- Auto-reverse cassette

## CUTLASS SUPREME INTERNATIONAL SERIES ALSO INCLUDES

- Anti-lock braking system
- Automatic air conditioning
- Remote control locks
- Cruise control
- TILT-WHEEL steering
- Steering wheel lock controls
- Leather-wrapped steering wheel and shifter
- Power articulating bucket seats
- Rear bucket seats (coupe)
- Trunk pass-through
- Exterior outside mirrors
- Rallye instrument cluster with Head-Up Display
- Lighted rear cavity mirror
- Computerized floor mats
- Touring suspension

## OPTIONAL FEATURES

- Anti-lock braking system
- SSAs divided bench front seat
- Soft-folding rear seats
- Leather seating area
- Leather-wrapped steering wheel and shifter
- Head-Up Display instrumentation
- Rallye instrument cluster
- Astrotrol
- Rear window defogger
- Body side moldings
- Deck-tilt luggage carrier
- Lighted inside mirrors
- Aluminum wheels
- White-stripe all-season radial tires
- High-capacity cooling
- Engine block heater
- AM/FM stereo with cassette and extended range speakers
- AM/FM stereo with cassette, graphic equalizer and Dimensional Sound 5-speaker system
- AM/FM stereo with compact disc and Dimensional Sound 5-speaker system
- Power antenna

NOTE: Availability varies by model. See your dealer for details.



Both the Cutlass Supreme coupe and sedan were designed with a surprisingly large trunk—total capacity is 15.5 cubic feet.



An AM/FM stereo radio with cassette and graphic equalizer is available on all models.



All Cutlass Supremes can be ordered with a CD player for the ultimate in sound quality.

## CUTLASS SUPREME DIMENSIONS

	COUPE	SEDAN		COUPE	SEDAN
Wheelbase (in.)	107.5	107.5	Headroom, front/rear (in.)	37.8/37.1	38.8/38.4
Track, front/rear (in.)	59.5/58.0	59.5/58.0	Legroom, front/rear (in.)	42.3/34.8	42.4/36.2
Tire size (std.)*	P205/70R15	P205/70R15	Shoulder room, front/rear (in.)	57.8/57.2	57.4/56.6
Wheel size (in.)	15 x 6	15 x 6	Seating capacity	5 <sup>1</sup>	5 <sup>1</sup>
Brake type, front/rear	Disc/Disc	Disc/Disc	Trunk capacity (cu. ft.)	15.5	15.5
Fuel tank (gals.)	16.5	16.5			
Length (in.)	183.9	183.7			
Width (in.)	71.0	71.0			
Height (in.)	53.3	54.8			
Weight, curb (lbs.)	3243	3354			

Other models may vary.  
\*Tire chains may cause vehicle damage when used with P215/60R16 and P225/60R16 tires.  
16 with optional divided bench seat.

## INTERIOR/EXTERIOR COLOR COMBINATIONS



Interiors: ■ Graphite ■ Dark Sapphire Blue ■ Ruby Red ■ Medium Beige  
All exterior colors are available on Cutlass Supreme S coupe and sedan.

1. Available on SL and International Series coupe.

2. Available on SL and International Series sedan.

3. Available on Convertible.

International Series and Convertible available only with Graphite or Ruby Red interior.

## CUTLASS SUPREME POWERTRAIN SPECIFICATIONS

	3.4-LITER V6	3.1-LITER V6
Displacement	3.4-liter (207 cu. in.)	3.1-liter (191 cu. in.)
Engine type	DOHC V6	V6
Horsepower	200 @ 5000	140 @ 4400
Torque	215 @ 4000	185 @ 3200
Compression ratio	9.25:1	8.8:1
Fuel management	Multiport injection	Multiport injection
Availability	Standard on Intl. Series, optional on S, SL and Convertible	Standard on S, SL and Convertible, optional on Intl. Series

## TRANSAXLE/SUSPENSION/HANDLING

Transaxle	4-speed automatic	3-speed automatic or 4-speed automatic
Front/rear	4-wheel independent with MacPherson strut/transverse fiberglass leaf spring	
Front turning diameter, curb to curb (ft.)		36.7

## CUTLASS SUPREME OPTION PACKAGES

	SUPREME S/SL	CONVERTIBLE
	15B 15C 15D	15B 15C
FOR ORDERING CONVENIENCE, SELECT ONE OF THE PACKAGES SHOWN BELOW. ITEMS LISTED BELOW ARE ALSO AVAILABLE AS INDIVIDUAL OPTIONS:		
Cruise control	•	•
TILT-WHEEL steering	•	•
Pulse wipers	•	•
Carpeted floor mats	•	•
Rallye gauges (coupe only)	•	•
15" aluminum wheels (S coupe only)	•	•
Convenience group	•	•
Remote control locks	•	•
Power outside mirrors	•	•
Power windows	•	•
Power driver's seat	•	•
Automatic air conditioning	•	•
Steering wheel lock controls (includes radio/cassette)	•	•



16" aluminum-styled wheel. Standard on SL and Convertible. Included with 3.4-liter engine package on Convertible.



16" aluminum-styled wheel. Standard on SL and Convertible. Included with 3.4-liter engine package on Cutlass Supreme S.



15" aluminum-styled wheel. Optional on Cutlass Supreme S.



15" bolt-on wheel disc. Standard on Cutlass Supreme S.



Split fold-down rear seats help accommodate longer items. Standard on International Series, available on S and SL.

A C H I E V A

▪  
*Achieva SL*

*Achieva SC*

*Achieva SCX*

*Achieva S*  
▪







*Left: When customers asked for an affordable anti-lock braking system, we responded with ABS VI, standard on all Achievas. Automobile Magazine called it "the best standard feature money can buy."*



*Center: The sophisticated, yet simple design of the Quad 4 engine provides responsive, reliable performance.*

*Right: The available 3300 V6 engine delivers 160 horsepower.*

## ACHIEVA SL

- 2.3-LITER QUAD 4 ENGINE
- AUTOMATIC TRANSMISSION
- FRONT-WHEEL DRIVE
- ANTI-LOCK BRAKES
- 14" POLYCAST WHEELS
- FULL ANALOG INSTRUMENTATION
- SPLIT FOLD-DOWN REAR SEATS
- REAR SEAT HEATING OUTLET
- LOW LIFTOVER TRUNK WITH CARGO NET
- REAR DOOR CHILD-SECURITY LOCKS



*The Opti-Ride front bucket seats with adjustable driver-side lumbar support incorporate a unique seat suspension with an elastomeric mat stretched over the seat frame. The result is a front seat that will both conform to your body and remain supportive over time.*

The Achieva SL provides the features you'd expect to find on larger, more expensive cars. For example, a four-wheel anti-lock braking system and an automatic transmission are standard. So, too, is an advanced engine—a 2.3-liter

Dual Overhead Cam (DOHC), better known as the Quad 4. It's engineered with a control module which automatically tunes the engine as you drive, helping assure optimal performance and efficiency. Even the headlamps feature Lexan® polycarbonate lenses for long-term durability and chip

resistance. The interior, with eight separate storage areas, split fold-down rear seats, automatic door locks, reclining front bucket seats and a rear seat heating outlet, will put everyone at ease. To put the driver at ease, we created a wrap-around dash with full instrumen-

tation and a seat with adjustable lumbar support. What it all means is that when you set your sights on the Achieva SL, there's no need to lower your expectations.



*Left: The wraparound dash features full analog instrumentation. The steering column stalk controls include a one-step "flash-to-pass" feature and a wiper/washer switch that actuates a washer built into the wiper arm itself to help avoid freeze-up.*

*Below: The Computer Command Ride option allows you to select your own particular ride preference.*



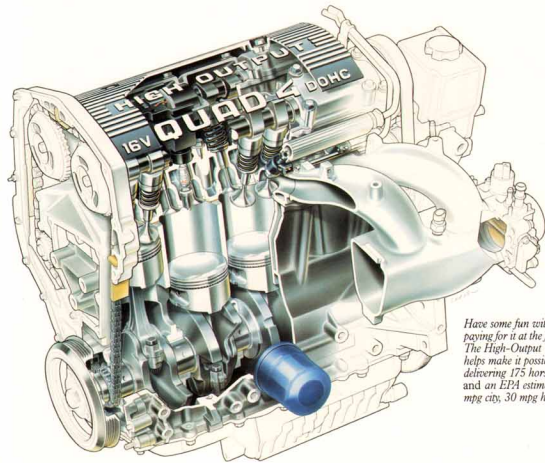
## ACHIEVA SC

- 2.3-LITER HIGH-OUTPUT QUAD 4 ENGINE
- 5-SPEED MANUAL TRANSMISSION
- FRONT-WHEEL DRIVE
- ANTI-LOCK BRAKES
- 16" ALUMINUM WHEELS WITH PERFORMANCE TIRES
- FULL ANALOG INSTRUMENTATION
- FRONT BUCKET SEATS WITH DRIVER-SIDE LUMBAR ADJUSTER
- LEATHER-WRAPPED STEERING WHEEL
- CENTER FLOOR-SHIFTING CONSOLE

Every once in a while, you just have to let yourself go. That's what we did with the Achieva SC, and it's what you have the pleasure of doing every time you drive it. The fun starts quickly with this car's 175-horsepower High-Output Quad 4 engine and five-speed manual transmission. It continues

with a rear spoiler for improved air flow, a leather-wrapped steering wheel, reclining front bucket seats with adjustable driver-side lumbar support, and a wrap-around dash with full analog instrumentation designed to put every control at your fingertips. You can also add available Computer Command Ride, which automatically adjusts to road conditions or gives

you the option of choosing your own particular ride setting—soft, automatic or sport—based on the conditions of the road and your own personal preference. The idea behind the Achieva SC was to create an intelligently engineered car that's also fun to drive. Climb aboard and we believe you'll agree.



*Have some fun without paying for it at the fuel pump. The High-Output Quad 4 helps make it possible, delivering 175 horsepower and an EPA estimated 21 mpg city, 30 mpg hwy.*

This American Achieva SCX opened the 1992 IMSA Automobile Magazine International Challenge Series season with victories at Watkins Glen and Lime Rock over the likes of Nissan 240 SX, Acura Integra, BMW 325i and Toyota MR2.



In the 1992 IMSA Firehawk Endurance Series, the Castrol Achieva SCX was victorious in the 24 Hours of Watkins Glen, defeating the Taurus SHO, Toyota MR2 Turbo and Dodge Stealth RT — cars that cost thousands more.



Every Achieva SCX is equipped with the 185-horsepower W41 Quad 4, an engine exclusive to Oldsmobile.

## MOTORSPORTS



Our philosophy in racing is this: The knowledge we gain at the racetrack should be applied to the cars you can buy. This racetrack to real world evolution can be seen most dramatically

in our newest Achieva model—the SCX. With the exception of the decals and some specific racing-oriented safety equipment, this is the same car you've seen us competing with on the track. So the next time you see this car in the winner's circle, remember, you can also drive it in your circles.

• 185-HORSEPOWER W41 QUAD 4 ENGINE

• 5-SPEED MANUAL TRANSMISSION

• MODIFIED COMPUTER COMMAND RIDE PACKAGE INCLUDING TWIN REAR STABILIZER BARS

• ANTI-LOCK BRAKES

• 14" 5-SPOKE ALUMINUM WHEELS

• INTEGRATED FRONT FOG LAMPS

• DUAL STAINLESS STEEL EXHAUST

• FULL ANALOG INSTRUMENTATION

## ACHIEVA SCX



Every 1993 Achieva SCX model comes with the 185-horsepower, 16-valve W41, an engine exclusive to Oldsmobile and the same engine found in the Achievas we race. Other features direct from race competition include twin rear stabilizer bars and a concentric slave clutch which is smoother to

engage and makes shifting easier. In addition, a whole series of noise reduction enhancements first appeared last spring on the SCX. They include a refined air induction system, laminated engine cover and a complete acoustic package—items now standard on every Achieva model.



## ACHIEVA S

- 2.3-LITER QUAD OHC ENGINE
- FRONT-WHEEL DRIVE
- ANTI-LOCK BRAKES
- FULL ANALOG INSTRUMENTATION
- POWER STEERING
- AUTOMATIC POWER DOOR LOCKS
- REAR DOOR CHILD-SECURITY LOCKS
- RECLINING FRONT BUCKET SEATS
- REAR SEAT HEATING OUTLETS

To provide a true test of this car's quality, A.C.I., an independent automotive testing company, matched it against two of the industry's most established benchmarks—Honda Accord DX and Toyota Camry DX. They tested it in the most objective setting possible—100,000 real-world miles. The result? The Achieva S outperformed the Accord and Camry in total cost, which includes maintenance, repair and operating costs. While your experience may vary, all three Achieva S models driven completed the test without needing a single repair to their standard Quad OHC engine. One of the reasons may be because the Quad OHC has fewer parts which could break down, with an integrated direct ignition system eliminating the need for spark plug wires, PCV valves and timing adjustments. Beyond the 100,000-mile test, when you drive an Achieva S for a number of years, you'll discover the long-term durability of its stainless steel exhaust and two-sided galvanized steel body panels. In a real-world test or in your real world, the Achieva redefines quality.



*Right top: The Quad OHC engine features a Torque Axis Mounting system—resulting in reduced vibration and a lower engine idle speed.*

*Right center: For storage convenience, the available split-fold rear seats provide access to the trunk, letting you carry long or odd-shaped items.*

*Right bottom: Cloth seat back pockets provide another thoughtful place to store items.*



*Left top: Power door locks with a child-security locking feature are standard on all Achieva sedans.*

*Left center: Many cars today offer handy cup holders—every Achieva includes them in both the front and rear.*

*Left bottom: Map pockets integrated into the driver and passenger side doors provide convenient storage.*

# ACHIEVA SPECIFICATIONS



Shown here is the Acheiva SC



## ACHIEVA DIMENSIONS

	COUPE/SEDAN	COUPE	SEDAN
Wheelbase (in.)	103.4	103.4	103.4
Weight, curb (lbs.)	2716	2716	2779
Track, front/rear (in.)	55.6/55.3	57.8/56.5	57.8/57.0
Tire size (std.)	P185/75R14	43.3/29.25	43.3/33.5
Wheel size (std.)	14 x 6	14.3/15.0	14.3/15.4
Brake type, front/rear	Disc/Drum	Disc/Drum	Disc/Drum
Fuel tank (gals.)	16.2	16.2	16.2
Length (in.)	187.8	187.8	187.8
Width (in.)	67.2	67.2	67.2
Height (in.)	53.1	53.1	53.1

\*Tire chains may cause vehicle damage when used with P185/70R14, P185/65R13 and P185/55R13 tires.

## INTERIOR/EXTERIOR COLOR COMBINATIONS



## ACHIEVA POWERTRAIN SPECIFICATIONS

ENGINE	QUAD OHC	QUAD 4	HIGH-OUTPUT QUAD 4	W41 QUAD 4	3300 V6
Displacement	2.3-liter (140 cu. in.)	2.3-liter (140 cu. in.)	2.3-liter (140 cu. in.)	2.3-liter (140 cu. in.)	3300 (204 cu. in.)
Horsepower	115 @ 5200	155 @ 6000	175 @ 6200	185 @ 6800	160 @ 5200
Torque	140 @ 3200	150 @ 4800	155 @ 5200	160 @ 5200	185 @ 6000
Compression ratio	9.5:1	9.5:1	10.0:1	10.0:1	9.0:1
Fuel management	Multipoint injection	Multipoint injection	Multipoint injection	Multipoint injection	Multipoint injection
Availability	Standard on Acheiva S	Standard on Acheiva SL	Standard with SC package	Optional on SCX package	Optional on Acheiva SL and with SC package

## TRANSAXLE/SUSPENSION/HANDLING

Transaxle	5-speed manual or 3-speed automatic	3-speed automatic	5-speed manual	5-speed manual	3-speed automatic
Front/rear	MacPherson strut/cool spring				MacPherson strut/cool spring
Front turning diameter, curb to curb (ft.)	35.3				



14" aluminum wheel. Included in SCX package.



16" aluminum wheel. Included in SC package.



15" aluminum wheel. Optional on Acheiva SL and Acheiva S.



14" polycast wheel. Standard on Acheiva SL, optional on Acheiva S.



14" deluxe wheel disc. Standard on Acheiva S.

## STANDARD FEATURES

- ACHIEVA S INCLUDES
- Anti-lock braking system
- Power front disc/rear drum brakes
- Automatic front lap/shoulder safety belts
- Rear lap/shoulder safety belts; out-board positions
- Automatic power door locks
- Rear door child-security locks (optional)
- Flo-thru ventilation
- Rear seat heat ducts
- Power rack-and-pinion steering
- Reclining bucket seats with Opti-Ride suspension, 7-way adjusters and driver-side lumbar adjustment
- Cassette with floor shifter and storage armrest
- Front and rear cup holders
- Dual outside mirrors (driver-side remote)
- Instrument cluster including analog speedometer and tachometer gauges for coolant temperature, oil pressure and voltmeter; and indicator lights for parking brake/low brake fluid, low coolant level, low washer fluid and check oil level; plus warning lights for low fuel, generator, oil pressure and hot coolant
- Covered rear mirrors and map straps
- Flash-to-pass feature
- Battery run-down protection system
- Soft-Ray tinted windows
- Front disc and seat back map pockets
- Wet-aim wipers
- Side window defoggers
- Remote fuel filler door release
- Remote trunk release
- Carpeted floor and trunk
- Base-coat/clear-coat paint
- 14" wheels with deluxe discs
- All-season radial BSW tires
- MacPherson strut front/cool spring rear suspension

- AM/FM stereo with 4 speakers
- ACHIEVA SL ALSO INCLUDES
- Automatic transmission
- Split-back rear seat with pass-through trunk cargo net
- Polycast wheels
- AM/FM stereo with cassette and 6-speaker Dimensional Sound system
- Cassette storage in console
- ACHIEVA SC SPECIAL FEATURES
- Front/rear sport fascias and lower side cladding
- Black grille and rocker panels
- Rear air vent
- Leather-wrapped steering wheel and gear shift knob
- Dual exhaust system
- 16" aluminum wheels
- Performance tires
- Touring/handling suspension
- Rear window defogger
- Rear window air antenna

- ACHIEVA SCX SPECIAL FEATURES
- W41 High-Output Quad 4 engine
- Specific 5-speed manual transmission
- Concave slope hydraulic clutch
- Computer Command Ride
- Wain rear stabilizer bars
- Wider track rear axle
- 14" aluminum wheels
- High-speed rated tires
- 1000-rpm redline tachometer
- W41 and SCX Identification

NOTE: Acheiva SCX is available in air-conditioned and heater-only versions, each with specific equipment and limited option availability. See your dealer for details.

## OPTIONAL FEATURES

- Painted fascias
- Power windows
- All-power package, including power remote control locks, power antenna, power outside mirrors and power driver's seat
- Cruise control
- Variable-assist steering
- TILT-WHEEL steering
- 4-way driver's seat adjuster
- Split-folding rear seat and trunk cargo net
- Pulse wipers
- Rear window defogger
- Carpeted floor mats
- Under-hood lamp
- Deck-lid luggage carrier
- 14" polycast wheels
- 15" aluminum wheels
- Computer Command Ride
- Engine block heater
- AM/FM stereo with cassette and 6-speaker Dimensional Sound system
- AM/FM stereo with compact disc and 6-speaker Dimensional Sound system

NOTE: Availability varies by model. See your dealer for details.



The convenience of remote control locks is available on the Acheiva S, SL and SC models.



Every Acheiva is designed with an accessible, low-liftover trunk providing an impressive 14.0 cubic feet of storage capacity.



The available cargo net is designed to help keep packages stored securely in the trunk.



All Acheiva models can be ordered with an available CD player.

CUTLASS CIERA

▪  
*Cutlass Ciera SL*

*Cutlass Ciera S*

*Cutlass Cruiser SL*

*Cutlass Cruiser S*  
▪



*Cutlass Ciera SL*

- 3300 V6 ENGINE
- AUTOMATIC TRANSMISSION
- FRONT-WHEEL DRIVE
- DRIVER-SIDE AIR BAG
- POWER BRAKES
- POWER STEERING
- AIR CONDITIONING
- AUTOMATIC POWER DOOR LOCKS
- POWER TRUNK RELEASE

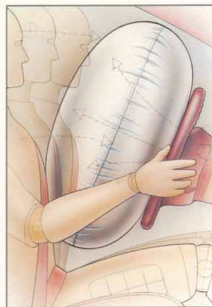


## CUTLASS CIERA SL

How do you create a car with enduring value? It takes more than a proven design — it takes a commitment to constant improvement. In the 11 years since the Cutlass Ciera SL was first introduced, we've incorporated more than 7,000 refinements. This year,

we added a driver-side air bag and made it standard on every SL model. We also improved the chassis to provide even better stability during windy conditions. The suspension was fine-tuned to provide an even smoother ride. Some things, though, didn't change. Like a list of standard

features you can truly be comfortable with — a reliable 3300 V6 engine, automatic transmission, air conditioning and power automatic door locks. One other thing that's unchanged is our commitment to making the Cutlass Ciera SL a great, all-around car.



*Above left: Cutlass Ciera SL shown with seating areas trimmed in available leather.*

*Every Cutlass Ciera SL comes with a standard driver-side air bag, new for 1993. Remember, always wear safety belts, even with an air bag.*



*Functional and easy-to-use describe the standard instrument panel with air conditioning outlets and glove compartment.*

# CUTLASS CIERA S



No matter how you measure quality, the Cutlass Ciera measures up. In the recent J.D. Power and Associates 1992 Initial Quality Study, the Cutlass Ciera was ranked in the top ten among over 140 different models. It was also ranked best model in initial quality in its price class — \$12,001-\$17,000.\* Of course, the Cutlass Ciera's quality comes as no surprise to

us. Because 95% of all the Cutlass Cieras ever sold are still on the road (based on R. L. Polk registrations, 1982-1991). That's 95% of more than two million cars sold in the past ten years. Funny, isn't it, that many other manufacturers never seem to talk about numbers like this. Then again, maybe they don't have a quality story like this to report.



*A comfortable interior is designed to accommodate up to six people.*

*Our commitment to quality and continuous improvement extends to a rigorous and ongoing testing process, another standard feature that's part of every Cutlass Ciera. Exposure to freezing temperatures, snow, salt, steep grades and unforgiving roads are a few of the conditions it's subjected to during testing.*



- 2.2-LITER, 4-CYLINDER ENGINE
- AUTOMATIC TRANSMISSION
- FRONT-WHEEL DRIVE
- POWER BRAKES
- POWER STEERING
- AUTOMATIC POWER DOOR LOCKS
- 14" WHEELS WITH DELUXE WHEEL COVERS
- DUAL OUTSIDE MIRRORS WITH DRIVER-SIDE REMOTE

\*BEST IN PRICE CLASS CLAIM BASED ON \$12,001-\$17,000 PRICE CLASS. CATEGORIES: J.D. Power and Associates' 1992 Initial Quality Study™ (based on 33,573 consumer responses, indicating owner-reported problems during the first 90 days of ownership).





## CUTLASS CRUISER SL

How long will it take to appreciate the versatility of the Cutlass Cruiser SL wagon? How about a weekend? If you were to take the Cutlass Cruiser SL wagon home for just one weekend, you'd quickly appreciate its value. Taking the kids on an outing? The standard

third seat provides additional seating room for them. Hauling some building materials? The rear two seats fold flat to provide 74 cubic feet of cargo space, easily accessible through the flip-up rear window or lift gate. Going camping? The Cutlass Cruiser can tow

the trailer, no problem. Got a long trip in mind? Fuel-efficiency is a plus, with an EPA estimated 20 mpg city, 29 mpg hwy with the standard 3300 V6. Chances are, the Cutlass Cruiser SL can handle whatever situation may arise.

*Flexibility is provided by (left to right) a third seat that increases seating capacity to eight passengers, middle and rear seats that fold flat to provide 74 cubic feet of capacity, and a flip-up rear window for easy loading. A retractable cargo cover and a rooftop luggage rack are standard on SL.*



- 3300 V6 ENGINE
- AUTOMATIC TRANSMISSION
- FRONT-WHEEL DRIVE
- POWER BRAKES
- POWER STEERING
- AIR CONDITIONING
- REAR-FACING THIRD SEAT
- SPLIT-FOLDING REAR SEAT BACKS
- POWER DOOR LOCKS AND TAILGATE RELEASE
- DUAL OUTSIDE MIRRORS
- ROOFTOP LUGGAGE CARRIER
- SIDE WINDOW DEFOGGERS

*The Cutlass Cruiser SL is available with a choice of engines, seating and optional features to meet your specific driving needs.*

# CUTLASS CIERA SPECIFICATIONS



Shown here is the Cutlass Ciera SL sedan.



## CUTLASS CIERA/CRUISER DIMENSIONS

	CIERA	CRUISER		CIERA	CRUISER
Wheelbase (in.)	104.9	104.9	Weight, curb (lbs.)	2733	2934
Track, front/rear (in.)	58.7/57.0	58.7/57.0	Headroom, front/rear (in.)	38.0/38.0	38.6/38.9
Tire size (std.)	P185/75R14	P185/75R14	Legroom, front/rear (in.)	42.1/35.8	42.1/34.7
Wheel size (std.)	14 x 5.5	14 x 5.5	Shoulder room		
Brake type, front/rear	Disc/Drum	Disc/Drum	Seating capacity <sup>1</sup>	56.2/56.2	56.2/56.2
Fuel tank (gals.)	16.5	16.5	Trunk capacity (cu. ft.)	6	6 or 8
Length (in.)	190.3	194.4	Cargo capacity (cu. ft.)		74.4
Width (in.)	69.5	69.5	Trunk capacity (cu. ft.)	15.8	
Height (in.)	54.1	54.5			

## INTERIOR/EXTERIOR COLOR COMBINATIONS



Interior colors: ■ Medium Gray ■ Dark Sapphire Blue ■ Ruby Red ■ Medium Beige

## CUTLASS CIERA/CRUISER POWERTRAIN SPECIFICATIONS

	2.2-LITER	3300 V6
Displacement	2.2-liter (133 cu. in.)	3300 (204 cu. in.)
Engine type	L4	V6
Horsepower	110 @ 5200	160 @ 5200
Torque	130 @ 3200	185 @ 2000
Compression ratio	9.0:1	9.0:1
Fuel management	Multipoint injection	Multipoint injection
Availability	Standard on S models	Standard on SL models, optional on S models

## TRANSAXLE/SUSPENSION/HANDLING

Transaxle	3-speed automatic	3-speed automatic or 4-speed automatic
Front/rear	MacPherson strut/variable-rate coil spring	
Front turning diameter, curb to curb (ft.)	38.1	

## CUTLASS CRUISER CARGO AREA DIMENSIONS

Floor length from back of front seat to end of floor surface (in.)	75.4
Floor length from back of second seat to end of floor surface (in.)	45.4
Minimum horizontal distance from top of front seat back to inside of tailgate at belt (in.)	72.4
Minimum distance between wheelhouses at floor level (in.)	36.6
Rear-end opening width at belt (in.)	48.4
Maximum height of rear opening, tailgate open (in.)	28.7
Maximum cargo height (in.)	31.6



14" aluminum-styled wheel. Optional on all models.



14" simulated wire wheel disc. Optional on all models.



14" deluxe bolt-on wheel disc. Standard on all models.

## CUTLASS CIERA/CRUISER OPTION PACKAGES

FOR ORDERING CONVENIENCE, SELECT ONE OF THE PACKAGES SHOWN BELOW. ITEMS LISTED BELOW ARE ALSO AVAILABLE AS INDIVIDUAL OPTIONS.

	CIERA S	CIERA SL	CRUISER S	CRUISER SL
	15B	15C	15D	15E
TILT-WHEEL steering				
Pulse wipers				
Carpeted floor mats				
Cruise control				
Front seat storage armrest				
Convenience group				
Power windows				
Remote control locks				
Door-edge moldings				
Dual remote outside mirrors				
Rocker panel and wheel-opening moldings				
Lower body side moldings				
Accent stripe				
Lighted visor mirrors				
Power antenna				
Power driver's seat				
Rear window air deflector				
Rooftop luggage carrier				
Rear-facing third seat				

Inside the Cutlass Ciera SL/Cruiser SL, you'll find several handy features, including a storage armrest and dual cup holders. (Available on S models.)



## STANDARD FEATURES

- CUTLASS CIERA/CRUISER S INCLUDE**
- Power front disc/rear drum brakes
  - Automatic front lap/shoulder and manual rear lap/shoulder safety belts, outboard positions
  - Automatic power door locks
  - Power tailgate lock release<sup>1</sup>
  - Two-way tailgate<sup>1</sup>
  - Air conditioning
  - Recirculation ventilation
  - Power rack-and-pinion steering
  - 55/45 divided bench front seat with armrest and power recliners
  - Split-holding rear seat backs<sup>1</sup>
  - Dual outside mirrors (driver-side remote)
  - Soft-fay tinted windows
  - Compass between headlamps
  - Interior dome lamp
  - Glove box and ashtray lamps
  - Analog instrument cluster
  - Headlamp-on reminder
  - Signal reminder chime
  - Illuminated entry package
  - Side window defoggers
  - Self-bleeding parking on floors and lower door panels
  - Carpeted cargo area<sup>1</sup>
  - Front floor mat pockets
  - Base-coat clear-coat paint
  - Body side moldings
  - 14" wheels with bolt-on discs

- All-season radial WGM tires
- MacPherson strut front variable-rate coil spring suspension
- Freedom battery
- AM/FM stereo with seek-scan, dual rear speakers and digital clock

- CUTLASS CIERA/CRUISER SL ALSO INCLUDE**
- Driver-side air bag
  - Power trunk release<sup>2</sup>
  - TILT-WHEEL steering
  - Non-bleeding front seat
  - Cargo cover<sup>1</sup>
  - Front seat storage armrest with dual cup holders

- Convenience group including under-hood and trunk<sup>1</sup> lamps, day/night mirror with dual reading lamps, rear mirrors, visor, rear stairs and cargo net
- Pulse wipers
- Bright rocker panel and wheel opening moldings
- Rooftop luggage carrier<sup>1</sup>
- AM/FM stereo with auto-reverse cassette and extended range speakers

## OPTIONAL FEATURES

- Driver-side air bag
- Remote control locks
- Power trunk release<sup>2</sup>
- Power windows with auto-down feature
- Door-edge guard moldings
- Cruise control
- Power driver's seat
- Leather seating areas with leather-wrapped steering wheel<sup>1</sup>
- Rear-facing third seat<sup>1</sup>
- Cargo cover<sup>1</sup>
- Front seat storage armrest
- Convenience group
- Power outside mirrors
- Lighted visor mirrors
- Rear window defogger
- Carpeted floor mats
- Accent stripe
- Simulated wood-grain paneling<sup>1</sup>
- Rooftop luggage carrier<sup>1</sup>

NOTE: Availability varies by model. See your dealer for details.  
<sup>1</sup> Cutlass Ciera only.  
<sup>2</sup> Cutlass Ciera only.

## OPTIONAL FEATURES, CONTINUED

- Deck-lid luggage carrier<sup>2</sup>
- Simulated wire wheel discs
- Aluminum-styled wheels with BSW tires
- High-capacity engine cooling
- Engine block heater
- AM/FM stereo with cassette
- AM stereo/FM stereo with cassette, graphic equalizer and Dimensional Sound 6-speaker system<sup>2</sup>
- Dimensional Sound 6-speaker system
- Power antenna

\*Receives C-Quam<sup>®</sup> AM stereo broadcast. Most AM stereo stations across the country broadcast in C-Quam<sup>®</sup>, but some do not. Check with your local station for compatibility.  
<sup>2</sup> Cutlass Ciera only.



The available remote access control package allows you to unlock the doors, open the trunk or tailgate, and turn on an interior light from up to 15 feet away.



Cutlass Ciera's trunk provides 15.8 cubic feet of total cargo capacity. A handy cargo net is included on the SL model.



The Cutlass Ciera S sedan and Cutlass Cruiser S wagon are equipped with a new 2.2-liter, 110-horsepower engine.



The 3300 V6 engine combines performance with reliability. It's standard on all Cutlass Ciera SL and Cutlass Cruiser SL models. (Available on S models.)

SILHOUETTE



- 3.1-LITER V6 ENGINE
- AUTOMATIC TRANSMISSION
- FRONT-WHEEL DRIVE
- 15" ALUMINUM WHEELS
- ANTI-LOCK BRAKES
- POWER STEERING
- CORROSION- AND DENT-RESISTANT BODY PANELS
- AIR CONDITIONING WITH FRONT AND REAR OUTLETS
- FULL ANALOG INSTRUMENTATION
- POWER OUTSIDE FOLD-AWAY MIRRORS
- OVERHEAD STORAGE CONSOLE WITH COMPASS AND TEMPERATURE DISPLAYS



## SILHOUETTE

All minivans can comfortably handle a variety of cargo hauling assignments. The Silhouette, however, is designed to handle people just as comfortably. For starters, all seats are individually contoured and available with

leather trim. Plus, the five rear seats can be folded into tables. They are easily removable, providing numerous seating options. At only 34 pounds each, lifting them out is a snap. Next, by incorporating 15 different acoustical refine-

ments, we made the Silhouette one of the quietest minivans in the industry. For responsiveness, we gave it an available 3800 V6 engine—at 170 horsepower, it's one of the most powerful engines offered in a minivan. Or, if you prefer, the standard 3.1-liter engine is one of the most fuel-efficient, with an EPA estimated 18 mpg city, 23 mpg hwy. Finally, for car-

like drivability, we gave it available features like an electronic automatic transmission and a leather-wrapped steering wheel, and standard features like anti-lock brakes and front-wheel drive. Reward yourself with the versatility of a minivan and the comfort of a luxury sedan. Reward yourself with a Silhouette.

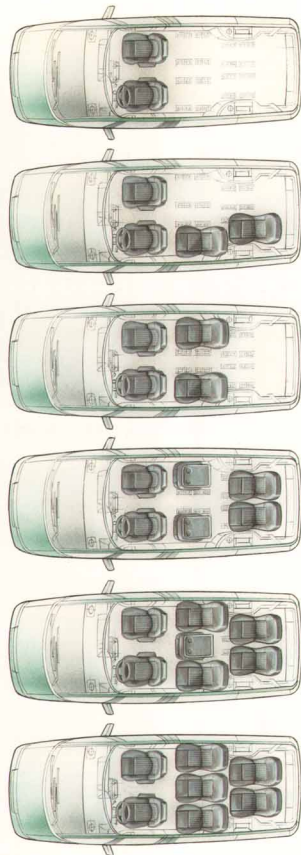


*Driver information is presented by the Silhouette's analog instrument panel. Steering wheel touch controls are available.*

*Right: An industry first, the available electronic sliding door easily opens and closes at the touch of a button from up to 30 feet away (late model year availability).*



*At only 34 pounds each, Silhouette's individual bucket seats are easy to remove.*



*Above: Silhouette shown with seating areas trimmed in available leather.*

*Right: A variety of flexible seating options accommodate just about any seating or cargo need.*

# SILHOUETTE SPECIFICATIONS



## SILHOUETTE DIMENSIONS

Wheelbase (in.)	109.8	Weight, curb (lbs.)	3676
Track front/rear (in.)	59.2/61.4	Headroom, front/middle/rear (in.)	35.7/35.6/35.6
Tire size (std.)	P205/70R15	Legroom, front/middle/rear (in.)	40.7/33.1/34.0
Wheel size (std.)	15 x 6	Shoulder room, front/middle/rear (in.)	60.6/62.3/62.2
Brake type, front/rear	Disc/Drum	Seating capacity	7
Fuel tank (gals.)	20.0	Length (in.)	194.2
Width (in.)	73.9	Wheelbase (in.)	109.8
Depth (in.)	55.7	Wght, curb (lbs.)	3676
Height (in.)	65.7	Cargo capacity (cu. ft.)	112.6

## INTERIOR/EXTERIOR COLOR COMBINATIONS



## SILHOUETTE POWERTRAIN SPECIFICATIONS

ENGINE	3.1-LITER V6	3800 V6
Displacement	3.1-liter (189 cu. in.)	3.8-liter (231 cu. in.)
Engine type	V6	V6
Horsepower	120 @ 4200	170 @ 4800
Torque	175 @ 2200	225 @ 3200
Compression ratio	8.5:1	9.0:1
Fuel management	Electronic injection	Sequential port injection
Availability	Standard	Optional

## TRANSAXLE/SUSPENSION/HANDLING

Transaxle	3-speed automatic	4-speed automatic electronic
Front/rear	MacPherson strut/variable-rate coil spring	MacPherson strut/variable-rate coil spring
Front turning diameter, curb to curb (ft.)	43.1	



15" aluminum-style wheel. Standard.



This available inflator kit comes with an air pressure gauge and three different inflator attachments.



An available auxiliary rear heating and cooling system ensures everyone's comfort.

## SILHOUETTE OPTION PACKAGES

FOR ORDERING CONVENIENCE, SELECT ONE OF THE PACKAGES SHOWN BELOW. ITEMS LISTED BELOW ARE ALSO AVAILABLE AS INDIVIDUAL OPTIONS.

	SILHOUETTE	
	15B	15C
Power door locks	<input type="checkbox"/>	<input type="checkbox"/>
Cruise control	<input type="checkbox"/>	<input type="checkbox"/>
Power windows	<input type="checkbox"/>	<input type="checkbox"/>
Convenience net	<input type="checkbox"/>	<input type="checkbox"/>
Power driver's seat	<input type="checkbox"/>	<input type="checkbox"/>
Remote control locks	<input type="checkbox"/>	<input type="checkbox"/>
Steering wheel touch controls (includes radio/cassette)	<input type="checkbox"/>	<input type="checkbox"/>

## SILHOUETTE CARGO AREA DIMENSIONS

Minimum horizontal distance from top of rear of front seat back to inside of tailgate (in.)	70.5
Minimum distance between wheelhouses at floor level (in.)	40.2
Rear-end opening width at belt (in.)	50.5
Rear opening height (in.)	41.3



Silhouette's exclusive overhead console provides convenient access to a concealed area for a garage door opener, holder for sunglasses, dual map lights, and compass and outside temperature display.

## STANDARD FEATURES

### SILHOUETTE INCLUDES


- Anti-lock braking system
- Power front disc/rear drum brakes
- Front and rear lap/shoulder safety belts, outboard positions, plus center passenger lap belt
- Sliding door child-security lock (late availability)
- Hydraulically assisted rear lift gate
- Air conditioning
- Front/rear air distribution system
- Power rack-and-pinion steering
- TILT-WHEEL steering
- Self-aligning steering wheel
- 7-passenger seating; front buckets with folding armrests, plus 3 center and 2 rear modular seats
- 4-way driver's seat adjuster
- Center console with lockable storage
- Fold-away outside dual power mirrors
- Rallye instrument cluster
- Foglamps
- Convenience group, including overhead console with digital compass and temperature readout, 3 storage compartments and map lights
- Solar-treated windshield
- Deep-tint side and lift-gate windows
- Pulse wipers
- Rear window wiper/washer
- Front/rear side window defoggers
- Carpeted floor and lower door panels
- Carpeted floor mats
- Unified steel spaceframe construction
- Chromite body panels
- Base-coat/clear-coat paint
- Body side protection molding
- Lift-gate dual cargo lamps
- Chromite steel cab-inert system
- Auxiliary power outlet in rear; 12 volt
- 15" aluminum wheels
- All-season radial 6SW tires
- MacPherson strut front/variable-rate coil spring rear suspension
- AM/FM stereo
- Integrated rooftop antenna

### OPTIONAL FEATURES

- Power door locks
- Power sliding door (late availability)
- Remote control locks
- Power windows
- Auxiliary rear air conditioning
- Cruise control
- Steering wheel touch controls (includes radio/cassette)
- 6-passenger modular seating, including auxiliary floor mat
- Power driver's seat
- Leather seating areas with leather-wrapped steering wheel
- Rear window defogger
- Pop-up sunroof
- Convenience net
- Delete black roof paint
- Rooftop luggage carrier
- Self-sealing locking tires
- Trailing suspension, including automatic leveling control, special steering gear ratio, bearing bars and air inflation kit
- towing package (3800) including a engine oil cooler, transmission cooler and five-wire electrical harness
- Engine block heater
- AM/FM stereo with seek-scan, cassette and digital display clock
- AM/FM stereo with seek-scan, compact disc and digital display clock
- Includes passenger, toilet, cargo and equipment.



An anti-lock braking system is standard, for controlled braking even on slippery roads.



The available 3800 V6 engine provides excellent passing power and highway performance.



The new front console features lockable storage and convenient cup holders.



For improved visibility in poor weather, a rear window washer/wiper is standard.



The standard AM/FM stereo can be enhanced with an available cassette or CD player (above).

B R A V A D A



Bravada

▪ FULL ANALOG INSTRUMENTATION

▪ RECLINING FRONT BUCKET SEATS WITH DRIVER-SIDE POWER 6-WAY ADJUSTERS AND POWER LUMBAR SUPPORT

▪ LEATHER-WRAPPED STEERING WHEEL

▪ AIR CONDITIONING

▪ POWER LOCKS

▪ REMOTE CONTROL LOCKS

▪ POWER WINDOWS

▪ POWER OUTSIDE MIRRORS

▪ POWER REAR TAILGATE LOCK RELEASE

## BRAVADA



You expect certain qualities from a sport utility vehicle. And you expect certain qualities from an Oldsmobile. So it should be no surprise that the all-wheel-drive Bravada comes with a high degree of luxury that includes a refined, comfortable interior and a smooth, quiet ride. To provide all this, we've given the Bravada an advanced, electronically controlled automatic transmission, whose smooth performance has received rave reviews. Other comforts include a standard six-way power driver's seat with power lumbar support, a leather-wrapped steering wheel, an overhead console displaying the outside temperature, and seating areas that are trimmed in available leather. Whether you find yourself on the roughest or smoothest of roads, the Bravada will take care of you.

*Bravada shown with seating areas trimmed in available leather.*



*The overhead console provides both a storage area and a digital compass and temperature display.*



*Bravada's standard center console is designed with two auxiliary power outlets.*



*A leather-wrapped steering wheel and analog instrumentation are standard features on Bravada.*



*The rear bench seat folds down to provide a cargo area 76 inches long and a capacity of more than 74 cubic feet.*

Road conditions can change quickly. Fortunately, Bravada's SmartTrak system adjusts just as fast.

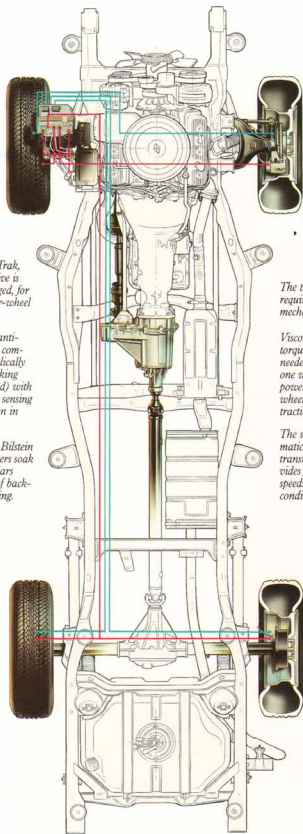


- 4.3-LITER VORTEC V6 ENGINE WITH CENTRAL PORT FUEL INJECTION
- ELECTRONIC 4-SPEED AUTOMATIC TRANSMISSION
- ANTI-LOCK BRAKES AND ALL-WHEEL DRIVE (SMARTTRAK)
- POWER STEERING
- HIGH-CAPACITY HEAVY-DUTY BATTERY
- ADJUSTABLE ROOFTOP LUGGAGE CARRIER
- CRUISE CONTROL
- HALOGEN HEADLAMPS AND FOGLAMPS
- REAR TAILGATE WIPER/WASHER

With SmartTrak, all-wheel drive is always engaged, for full-time four-wheel traction.

Four-wheel anti-lock braking combines hydraulically operated braking (shown in red) with an electronic sensing system (shown in blue).

Gas-assisted Bilstein shock absorbers soak up the jolts, jars and bumps of back-country driving.



The transfer case requires no shifting mechanism.

Viscous clutch sends torque where it's needed most. When one wheel slips, power is sent to the wheels that still have traction.

The standard automatic overdrive transmission provides four forward speeds to match conditions.

SmartTrak, Bravada's standard road management system, combines all-wheel drive and four-wheel anti-lock brakes to instantly react to road conditions. While many four-wheel-drive vehicles require you to shift in and out of four-wheel drive as the need arises, the SmartTrak system goes one step further by automatically adjusting to the road. That's reassuring, considering the unpredictability of roads and weather. The Bravada does all this in a quietly efficient manner. One of the reasons is the fact that constant velocity joints are used in the front drive shafts to minimize noise. In fact, in highway or city

## B R A V A D A

traffic, you'll never even know the SmartTrak system is there, except for the improved traction, stability and control it provides. In addition, while four-wheel-drive vehicles have a fixed front- and rear-wheel power ratio, SmartTrak sends as much torque as needed to each wheel. With its potent 4.3-liter Vortec V6 engine and available towing package, the Bravada has enough muscle to tow up to 5,250 pounds (including passengers, trailer, cargo and equipment). The ability to help maintain traction and control is what SmartTrak is all about. It makes the Bravada a more intelligent way to travel.



At 200 horsepower, the standard Vortec V6 provides more power than other 1/2 sport utility vehicles.



# BRAVADA SPECIFICATIONS



## BRAVADA DIMENSIONS

Wheelbase (in.)	1070	Weight, curb (lbs.)	4002
Track, front/rear (in.)	55.6/54.1	Headroom, front/rear (in.)	39.1/38.8
Tire size*	P235/15R15	Legroom, front/rear (in.)	42.5/35.6
Wheel size	15 x 7	Shoulder room, front/rear (in.)	53.9/55.5
Brake type, front/rear	Disc/Drum	Seating capacity	5
Fuel tank (gals.)	20.0	Cargo capacity (cu. ft.)	74.3 <sup>†</sup>
Length (in.)	178.9		
Width (in.)	65.2		
Height (in.)	65.5		

\*Tire chains may cause vehicle damage.  
<sup>†</sup>With rear seats folded.

## INTERIOR/EXTERIOR COLOR COMBINATIONS



Black 19  
 Interior colors: ■ Dark Charcoal ■ Dark Blue ■ Dark Red ■ Medium Beige

## BRAVADA POWERTRAIN SPECIFICATIONS

ENGINE	4.3-LITER V6 WITH CENTRAL PORT INJECTION
Displacement	4.3-liter (262 cu. in.)
Engine type	V6
Horsepower	200 @ 4500
Torque	290 @ 3600
Compression ratio	9.3:1
Fuel management	Central port injection
Availability	Standard

## TRANSAXLE/SUSPENSION/HANDLING

Transaxle	4-speed automatic
Front/rear	Torsion bar/leaf spring
Front turning diameter, curb to curb (ft.)	37.1



15" aluminum-styled wheel. Standard.



No matter where you're going, the Bravada gets you there with an intelligent blend of luxury and function.

## BRAVADA CARGO AREA DIMENSIONS

Floor length from back of front seat to inside of tailgate (in.)	76.1
Minimum horizontal distance from rear seat back to inside of tailgate at floor (in.)	38.5
Minimum distance between wheelhouses at floor level (in.)	38.4
Rear-end opening width at belt (in.)	48.9
Maximum cargo height (in.)	35.0



Shown above is the available Bravada gold package, featuring gold-accent exterior emblems, striping and aluminum wheels with black ports.

## STANDARD FEATURES

### BRAVADA INCLUDES

- Anti-lock braking system
- Power front disc/rear drum brakes
- Full-time all-wheel drive
- Locking rear differential
- Front and rear lap/shoulder safety belts, outboard positions, plus center passenger lap belt
- Assist handles for all seating positions (except driver)
- Remote control power door locks with two key-chain transmitters
- Inside power tailgate lock release
- Power windows
- Air conditioning
- Cruise control
- Power steering
- TILT-WHEEL steering
- Leather-wrapped self-aligning steering wheel
- Reclining front bucket seats with power lumbar adjustment
- 6-way power driver's seat
- Folding rear bench seat with center armrest
- Console with cup holders and dual 12-volt outlets
- Overhead console with compass, outside temperature readout and reading lights
- Power outside mirrors
- Rallye instrument cluster
- Foglamps
- Dual visors with extenders, auxiliary sunshades and lighted vanity mirrors
- Day-night mirror with map lights
- Solar-Ray tinted glass in windshield and front doors
- Deep-dink glass in rear doors, cargo area and tailgate
- Swing-up rear window
- Pulse wipers
- Rear window wiper/washer
- Side/rear window defoggers
- Carpeted floor mats
- Protective rear cargo mat
- Rolltop luggage carrier
- 15" aluminum wheels
- All-season radial BSW tires
- Full-size spare tire
- Turret suspension-independent front with torsion bars and stabilizer bar; rear semi-elliptic leaf springs with high-pressure Bilstein gas-assisted shocks
- Heavy-duty, high-capacity battery
- AM stereo/FM stereo with cassette, graphic equalizer and digital clock\*

### OPTIONAL FEATURES

- Leather seating areas and door trim panels
- Electronic instrument panel cluster, including English/metric conversion switch
- Exterior spare tire carrier
- Gold trim package, including gold-tinted exterior emblems and gold-tinted cast aluminum wheels with black ports
- Convenience net
- White-letter all-season radial tires
- Heavy-duty trailering package (5,250 lbs.) including platform hitch, wiring harness and special 3.72:1 axle ratio
- Engine block heater
- AM/FM stereo with compact disc and extended range speakers
- \*Requires 5-Channel AM stereo broadcasts. Most AM stereo stations across the country broadcast in "C-Quam" but some do not. Check with your station for compatibility. Includes passengers, trailer, cargo and equipment.



The remote lock control package is one of many standard features offered on the Bravada.



Added convenience is provided by the standard dual lighted visor vanity mirrors.



Foglamps are standard and provide improved visibility in poor weather conditions.



An available outside-mounted swing-away spare tire provides additional inside storage.



The standard rear window wiper/washer improves rearview visibility in poor weather.



The available CD player provides an ultimate level of sound quality for a sport utility vehicle.

## THE OLDSMOBILE EDGE



The Oldsmobile Edge starts with a commitment to you. It's a commitment from Oldsmobile and more than 3,000 Oldsmobile dealers that no matter where you are, whether you're home or away, and whether it's day or night, we'll be there to take care of you. That's why we can say the Oldsmobile Edge is the most complete commitment to owner satisfaction in the industry.

### GUARANTEED SATISFACTION

**01500** Every Oldsmobile dealership has trained financial and sales advisors to help you decide on the best vehicle and purchase plan for you. But we also understand that the decision to

purchase a new car is an important one. That's why we give you up to 30 days/1500 miles (whichever comes first) to return your vehicle toward the purchase or lease of another new Oldsmobile.

### ROADSIDE ASSISTANCE



If you run out of gas, puncture a tire or need any other assistance, simply call our 24-hour toll-free number and

help will be on its way. This service is provided at no additional charge during the 3-year/36,000-mile warranty period. If your vehicle is disabled when you're more than 150 miles from home, Oldsmobile provides up to \$500 to pay for things like meals and lodging. If you call before your trip, we'll provide access to our computerized trip routing service that gives you the fastest or most scenic route to take.



### COURTESY TRANSPORTATION

Considering today's fast-paced world, your car is more important than ever. That's why your dealer is prepared to take care of your transportation needs while your Oldsmobile is in for warranty service. Whether it's a shuttle service up to 10 miles for same-day repairs or reimbursement of up to \$30/day for a loaner car if your car is kept overnight, they'll make



it possible for you to have wheels when you give them yours (offered for three years or 36,000 miles).

### GM BUMPER-TO-BUMPER PLUS WARRANTY

Every dealership has trained service technicians using advanced equipment and quality GM replacement parts. To make your service experience even smoother, the GM Bumper-to-Bumper Plus

Warranty covers your Oldsmobile for three years or 36,000 miles, whichever comes first. It covers every part of your vehicle, except tires, which are already covered by their manufacturer.



Unlike some warranties, our Bumper-to-Bumper Plus Warranty charges no deductible fees — zero (see your dealer for terms of this limited warranty and details of the Oldsmobile Edge). To make sure your vehicle is properly maintained, we'll send service updates to your home. These mailings often include a survey, giving you the chance to report back to us on your service experience, helping us serve you even better in the future. ■

### For Occupant Protection:

- Manual lap/shoulder safety belts for driver and right front passenger. Driver side includes visual and audible warning system (except cars with automatic safety belt systems)
- Automatic safety belt system for driver and right front passenger (Achieva, Cutlass Ciera, Cutlass Cruiser and Cutlass Supreme models)
- Manual lap/shoulder safety belts, outboard rear positions
- Manual lap safety belts, center front/rear positions, where applicable
- Supplemental Inflatable Restraint (driver side) standard on Cutlass Ciera SL, Cutlass Cruiser SL, Eighty Eight Royale and Royale LS, Ninety Eight Regency, Regency Elite and Touring Sedan. Optional on Cutlass Ciera S and Cutlass Cruiser S
- Energy-absorbing steering column
- Energy-absorbing instrument panel
- Energy-absorbing seat back tops, front
- Laminated safety windshield glass, urethane bonded
- Tempered safety glass, side and rear windows
- Interlocking door latches
- Side-guard door beams
- Passenger-guard inside door lock handles
- Inertia-locking, folding front seat backs, two-door models
- Safety armrests
- Head restraints, driver and right front passenger (adjustable or integral)
- Dual sun visors
- Break-away inside rearview mirror
- Security door locks and door retention components
- Rear door mechanical child security locks on Achieva S and SL, sedan, Eighty Eight Royale and Royale LS, Ninety Eight Regency, Regency Elite and Touring Sedan models
- Automatic power door locks on Achieva, Cutlass Ciera, Cutlass Cruiser and Cutlass Supreme models
- Self-aligning steering wheel for Achieva, Silhouette and Bravada
- Front and rear crush zones

### For Accident Avoidance:

- Side marker lamps and reflectors
- Parking lamps that illuminate with headlamps
- Four-way hazard warning flasher
- Back-up lamps
- Center high-mounted stop lamp (except Bravada and Silhouette)
- Directional signal control with lane change feature (turn signal lamp)
- Windshield defroster, washer and multi-speed wipers
- Inside manual day/night rearview mirror (Electrochromic automatic on Ninety Eight Regency Elite and Touring Sedan)
- Outside left and right rearview mirrors
- Brake system with dual master cylinder and warning light
- Anti-lock braking system standard on Ninety Eight Regency, Regency Elite and Touring Sedan; Eighty Eight Royale and Royale LS; Cutlass Supreme International Series Achieva S and SL, Silhouette, and Bravada models. Optional on Cutlass Supreme S and Convertible
- Starter safety switch
- Dual-action hood latch
- Low-glare finish on instrument panel top, inside windshield moldings, wiper arms and blades and steering wheel metallic surfaces
- Safety road wheel rims
- Tires with built-in tread wear indicators
- Self-adjusting brakes
- Illuminated heater and defroster controls
- Illuminated windshield wiper and washer controls (when located on instrument panel)
- Pressure relief fuel cap
- Transmission shift interlock feature — requires brake pedal to be depressed prior to shifting from Park — standard on Eighty Eight Royale and Royale LS; Ninety Eight Regency, Regency Elite and Touring Sedan models
- Audible disc brake lining wear indicators

### Anti-Theft Features:

- Audible reminder ignition key removal
- Theft-deterrent steering column lock
- Inside hood release
- Theft-deterrent key system (separate ignition key)

### Important Words About This Catalog:

We have tried to make this catalog as comprehensive and factual as possible. We reserve the right, however, to make changes at any time, without notice, in prices, colors, materials, equipment, specifications, models and availability. Since some information may have been updated since the time of printing, please check with your Oldsmobile dealer for complete details.

**A Word About Engines:** Oldsmobiles are equipped with engines produced by different operating units of General Motors, its subsidiaries or suppliers to GM worldwide.

**A Word About Assembly:** Oldsmobiles are assembled by different operating units of General Motors, its subsidiaries or suppliers to GM worldwide.

Oldsmobiles incorporate thousands of components produced by different operating units of GM, its subsidiaries or suppliers to GM worldwide. We sometimes find it necessary to produce Oldsmobiles with different or differently sourced components than originally scheduled. All such components have been approved for use in Oldsmobiles and will provide the quality performance associated with the Oldsmobile name. Since some options may be unavailable when your vehicle is assembled, we suggest that you verify that your vehicle includes the equipment you ordered or, if there are changes, that they are acceptable to you.

- Visible vehicle identification number
- Laser-etched VIN plate
- PASS Key vehicle security system for Eighty Eight Royale and Royale LS, Ninety Eight Regency, Regency Elite and Touring Sedan
- Marked body parts (where applicable)

### A Word About Updated Service Information:

Oldsmobile regularly sends its dealers useful service bulletins about Oldsmobile products. Oldsmobile monitors product performance in the field. We then prepare bulletins for servicing our products better. Now you can get these bulletins, too. Ask your dealer. To get ordering information, call toll-free 1-800-951-4123.

### A Word About Corrosion Protection:

Oldsmobiles are designed and built to resist corrosion. All body sheet metal components are warranted against rust-through from corrosion for six years/100,000 miles. There is also no deductible for rust-through repairs. Application of additional rust-inhibiting materials is not required under the corrosion coverage.

### A Word About Warranty:

The GM 3-year/36,000-mile Bumper-to-Bumper Plus Warranty covers repairs or suppliers to GM worldwide. It includes labor and parts, to correct any defects in material or workmanship occurring during the warranty period. The complete vehicle (except tires, which are covered by their manufacturer) will be covered for three years or 36,000 miles, whichever comes first, with no deductible charges. See your Oldsmobile dealer for terms of these limited warranties.



© 1992 GM Corp. All Rights Reserved.  
Printed in USA 9-92

Ciera, Cutlass Ciera, Cutlass Cruiser, Cutlass Supreme, Eighty Eight, Royale, Ninety Eight, Regency, Silhouette, Oldsmobile, T-TEC, Quad 4, PASS Key, the Touring Sedan emblem and the Oldsmobile emblem are registered trademarks of General Motors Corp. Achieva, Bravada, Elite, TL7, WHEEL, SmartTrek, and Advanced Traction Engineering are trademarks of General Motors Corp. Courtesy Transportation and the Oldsmobile Edge are service marks of General Motors Corp.



Cover printed on 50% recycled stock.

 Oldsmobile

THE POWER OF INTELLIGENT ENGINEERING.